





# Take and Create

## Colour an Ornament




Colour and then return to our  
Photo Counter to make your  
own special keepsake ornament.

## Colour an Ornament




Colour and then return to our  
Photo Counter to make your  
own special keepsake ornament.

## Colour an Ornament



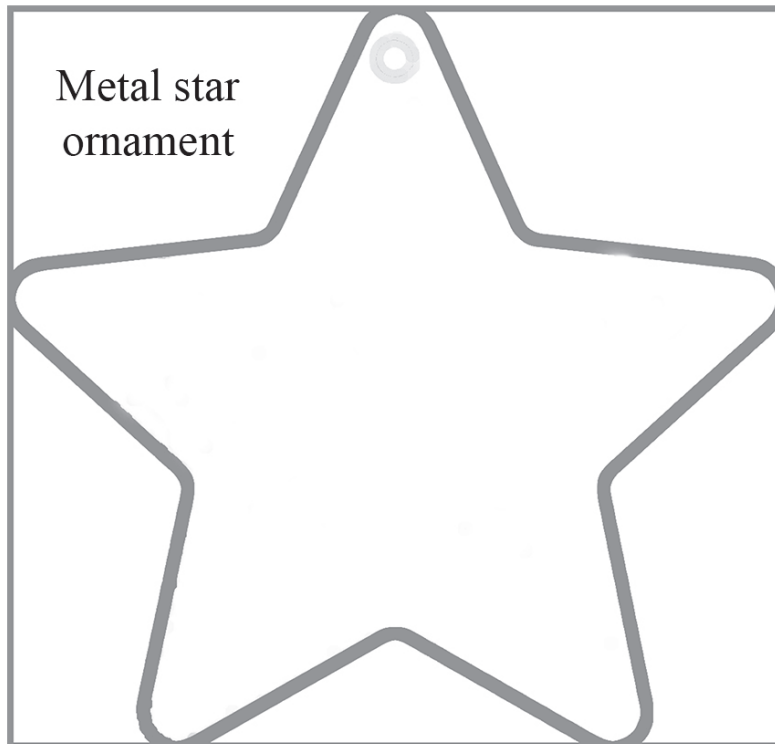
Colour and then return to our  
Photo Counter to make your  
own special keepsake ornament.

## Colour an Ornament




Colour and then return to our  
Photo Counter to make your  
own special keepsake ornament.

# Colour an Ornament



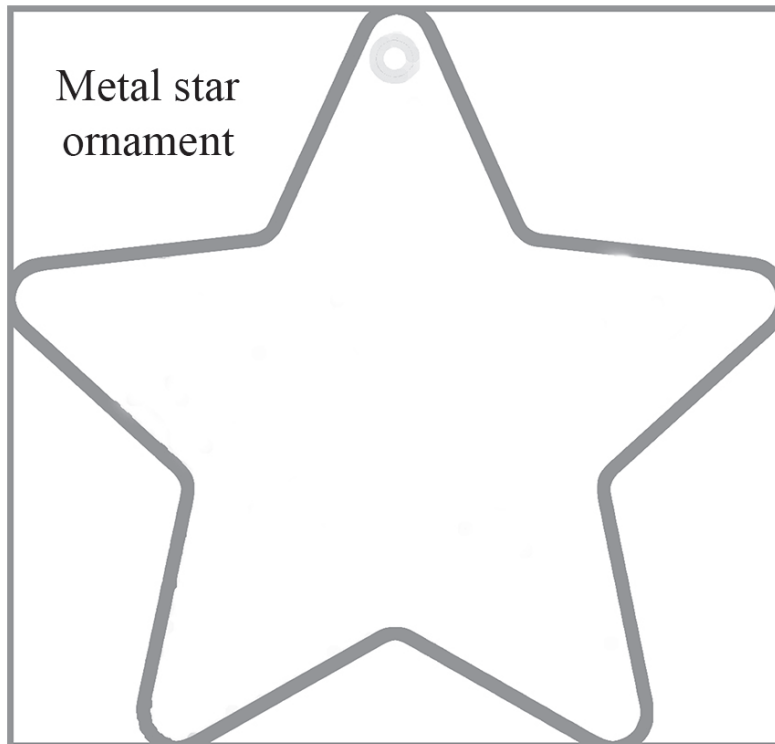
Colour and then return to our  
Photo Counter to make your  
own special keepsake ornament.

# Colour an Ornament




Colour and then return to our  
Photo Counter to make your  
own special keepsake ornament.

# Colour an Ornament



Colour and then return to our  
Photo Counter to make your  
own special keepsake ornament.

# Colour an Ornament




Colour and then return to our  
Photo Counter to make your  
own special keepsake ornament.

## Colour an Ornament



Colour and then return to our  
Photo Counter to make your  
own special keepsake ornament.

## Colour an Ornament




Colour and then return to our  
Photo Counter to make your  
own special keepsake ornament.

## Colour an Ornament



Colour and then return to our  
Photo Counter to make your  
own special keepsake ornament.


## Colour an Ornament



Colour and then return to our  
Photo Counter to make your  
own special keepsake ornament.

# Colour an Ornament


## Square (Prague)



Colour and then return to our  
Photo Counter to make your  
own special keepsake ornament.

# Colour an Ornament

## Square (Prague)




Colour and then return to our  
Photo Counter to make your  
own special keepsake ornament.



Colour an Ornament


Square (Prague)



Colour and then return to our  
Photo Counter to make your  
own special keepsake ornament.

Colour an Ornament

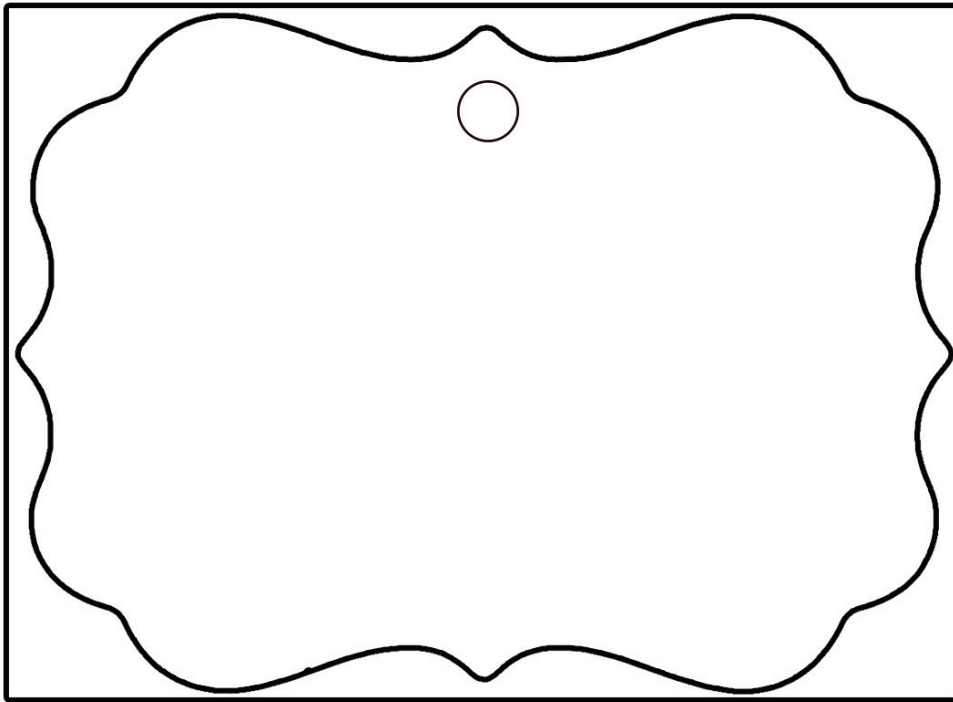
Square (Prague)



Colour and then return to our  
Photo Counter to make your  
own special keepsake ornament.

Colour an Ornament

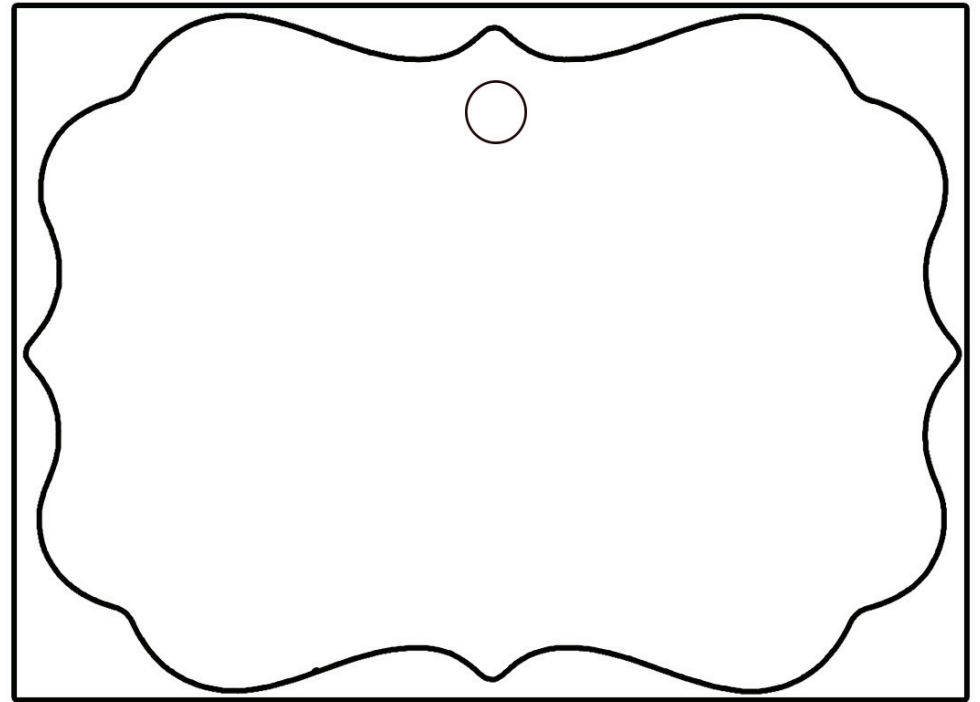
Marquee (Benelux)



Colour and then return to our  
Photo Counter to make your  
own special keepsake ornament.

Colour an Ornament

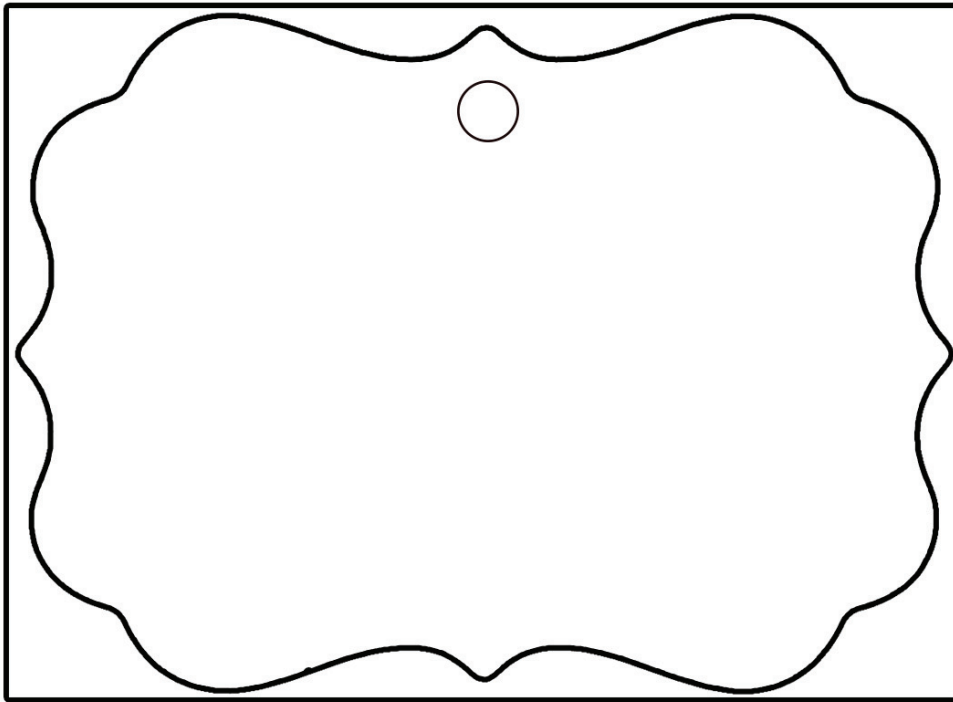
Marquee (Benelux)



Colour and then return to our  
Photo Counter to make your  
own special keepsake ornament.

Colour an Ornament

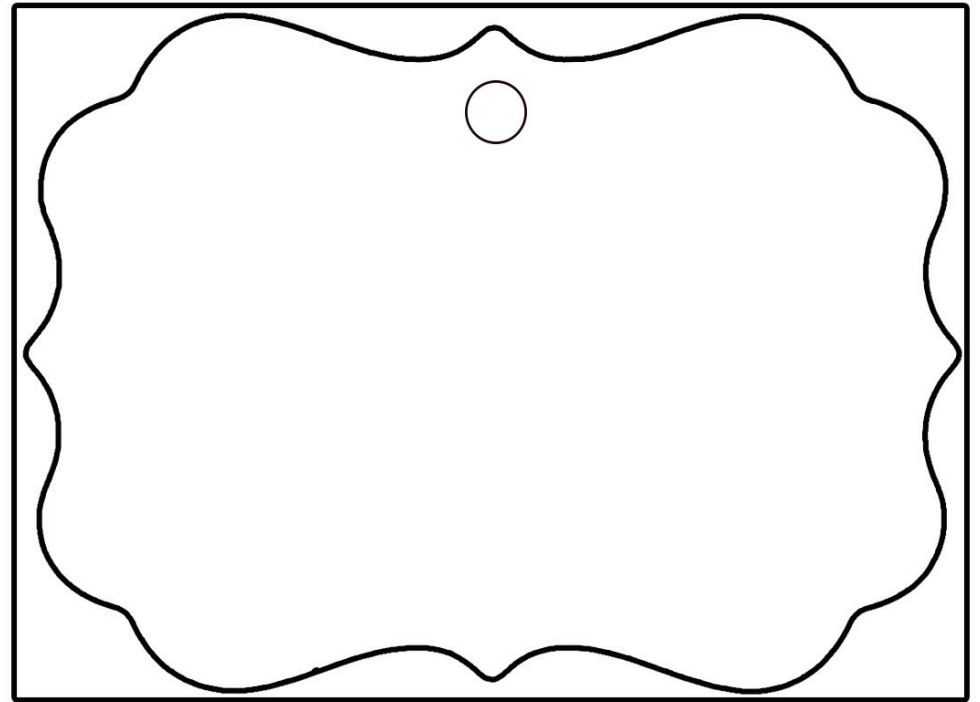
Marquee (Benelux)



Colour and then return to our  
Photo Counter to make your  
own special keepsake ornament.

Colour an Ornament

Marquee (Benelux)




Colour and then return to our  
Photo Counter to make your  
own special keepsake ornament.

# Customize your 11oz mugs with your kids own artwork!

1. Take this sheet home and colour within the box below
2. Bring it back to London Drugs Photolab
3. Have the photo stuff scan your artwork
4. Choose your mug
5. Enter your information into the system
6. We take care of the rest!

Hey kids, be sure to  
stay within these lines! ↴




**Available Mug Colours:** Blue, Green, Red, Yellow, White, Pink, Black

**Also available themed mugs:** Happy Birthday, Worlds Best Father, Happy Mothers day

# Customize your 11oz mugs with your kids own artwork!

1. Take this sheet home and colour within the box below
2. Bring it back to London Drugs Photolab
3. Have the photo stuff scan your artwork
4. Choose your mug
5. Enter your information into the system
6. We take care of the rest!

Hey kids, be sure to  
stay within these lines! ↴

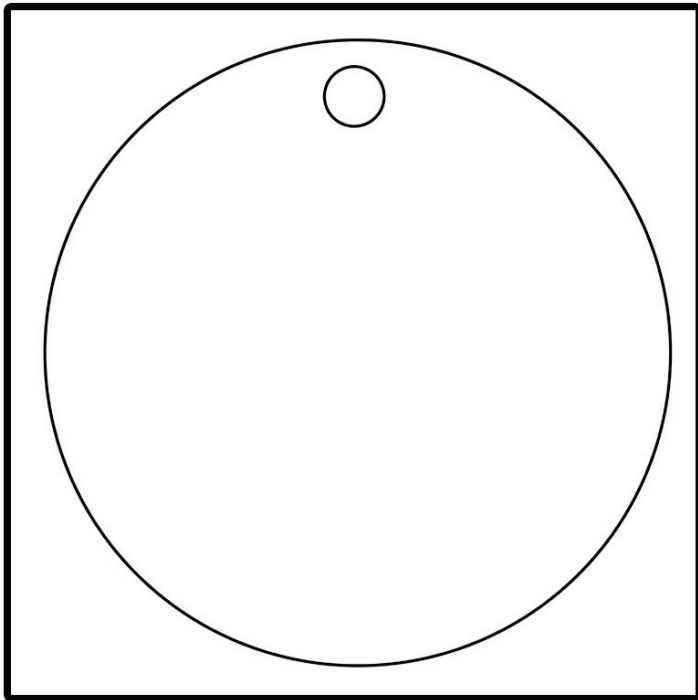


**Available Mug Colours:** Blue, Green, Red, Yellow, White, Pink, Black

**Also available themed mugs:** Happy Birthday, Worlds Best Father, Happy Mothers day

# Colour an Ornament

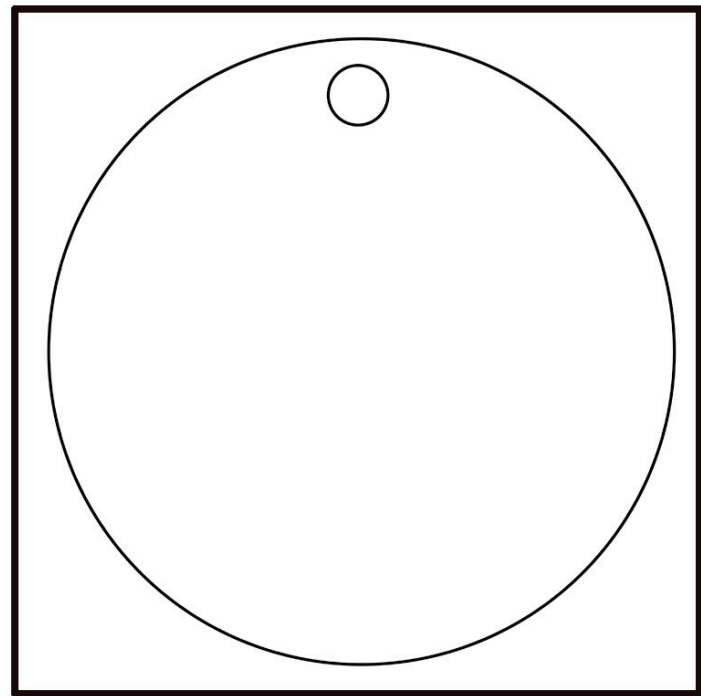
Round



Colour and then return to our  
Photo Counter to make your  
own special keepsake ornament.

# Colour an Ornament

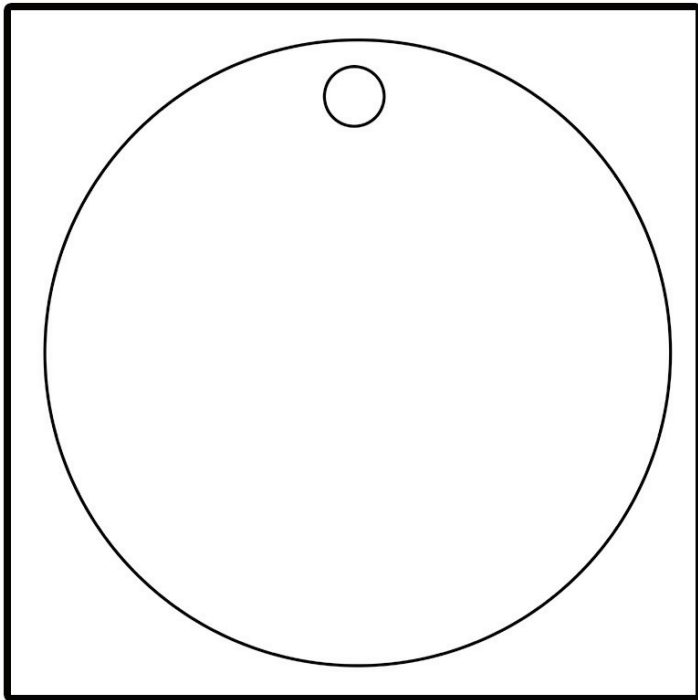
Round



Colour and then return to our  
Photo Counter to make your  
own special keepsake ornament.

# Colour an Ornament

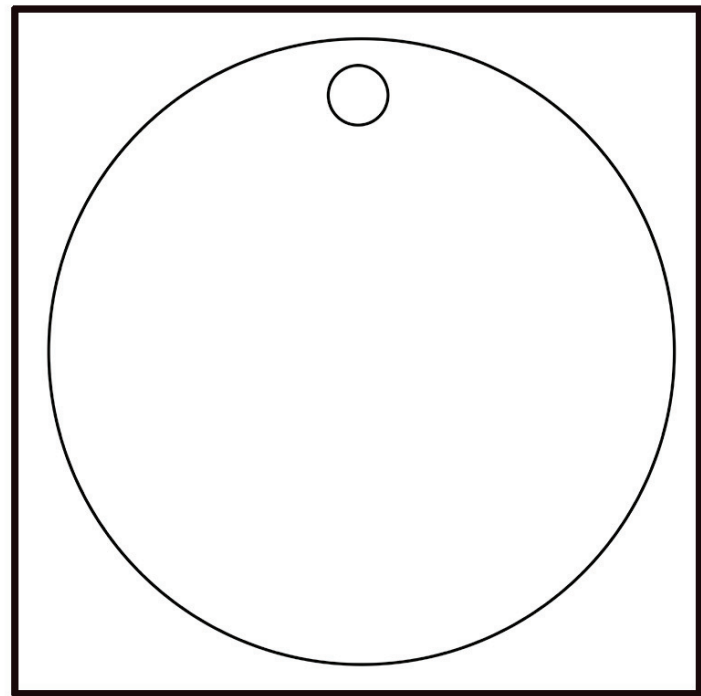
Round



Colour and then return to our  
Photo Counter to make your  
own special keepsake ornament.

# Colour an Ornament


Round



Colour and then return to our  
Photo Counter to make your  
own special keepsake ornament.

# Colour an Ornament


## Heart



Colour and then return to our  
Photo Counter to make your  
own special keepsake ornament.

# Colour an Ornament

## Heart




Colour and then return to our  
Photo Counter to make your  
own special keepsake ornament.



# Colour an Ornament


## Heart



Colour and then return to our  
Photo Counter to make your  
own special keepsake ornament.

# Colour an Ornament

## Heart




Colour and then return to our  
Photo Counter to make your  
own special keepsake ornament.

# Customize your 11oz mugs with your kids own artwork!

1. Take this sheet home and colour within the box below
2. Bring it back to London Drugs Photolab
3. Have the photo stuff scan your artwork
4. Choose your mug
5. Enter your information into the system
6. We take care of the rest!

Hey kids, be sure to  
stay within these lines! ↴




**Available Mug Colours:** Blue, Green, Red, Yellow, White, Pink, Black

**Also available themed mugs:** Happy Birthday, Worlds Best Father, Happy Mothers day

# Customize your 11oz mugs with your kids own artwork!

1. Take this sheet home and colour within the box below
2. Bring it back to London Drugs Photolab
3. Have the photo stuff scan your artwork
4. Choose your mug
5. Enter your information into the system
6. We take care of the rest!

Hey kids, be sure to  
stay within these lines! ↴

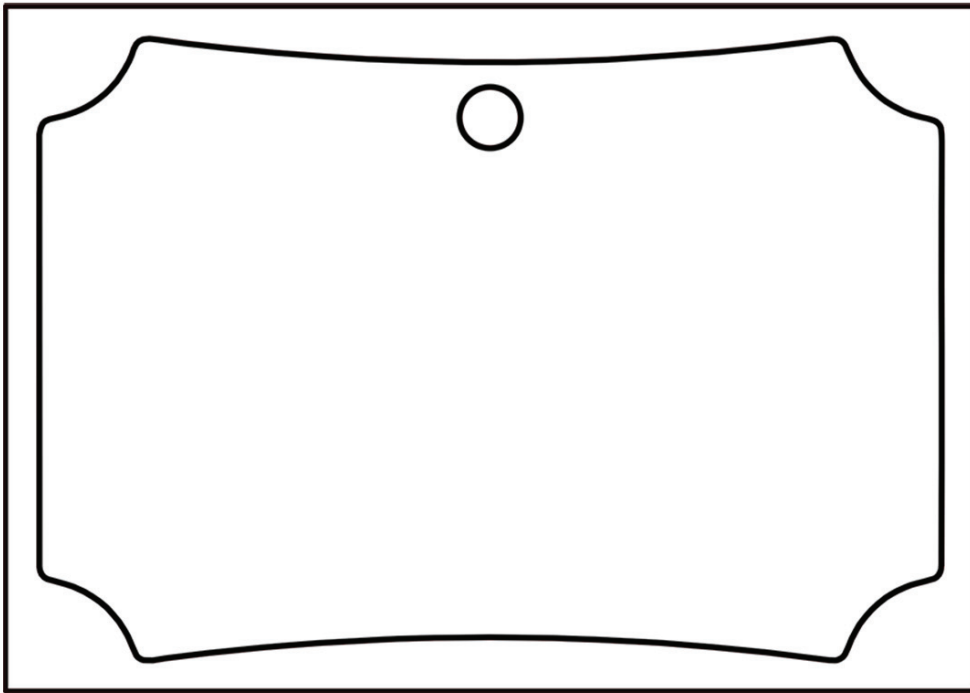


**Available Mug Colours:** Blue, Green, Red, Yellow, White, Pink, Black

**Also available themed mugs:** Happy Birthday, Worlds Best Father, Happy Mothers day

Colour an Ornament

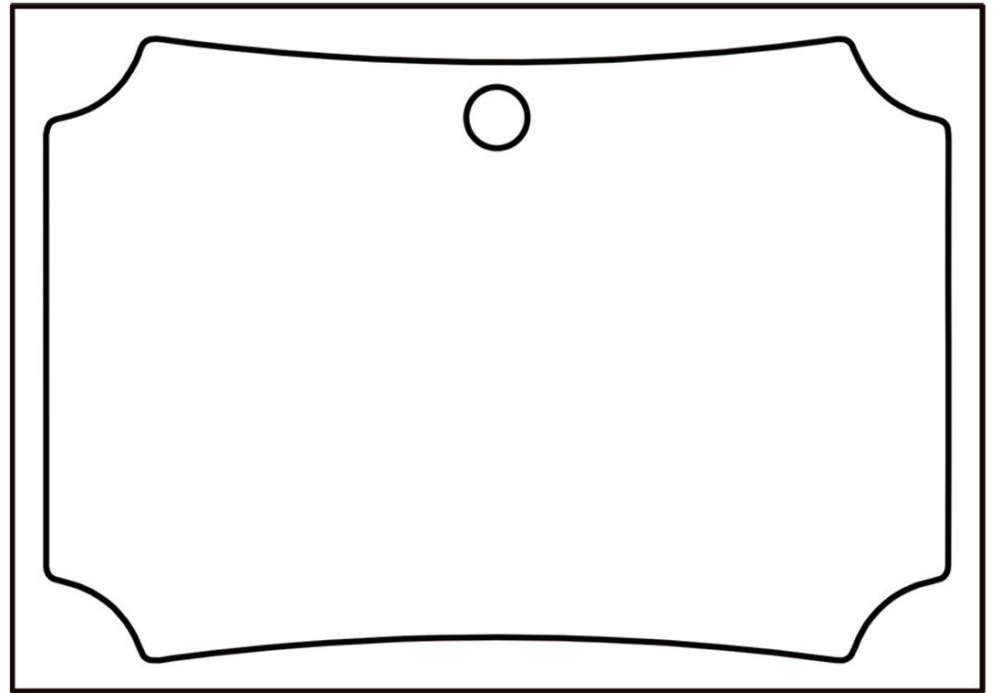
Rectangle (Berlin)



Colour and then return to our  
Photo Counter to make your  
own special keepsake ornament.

Colour an Ornament

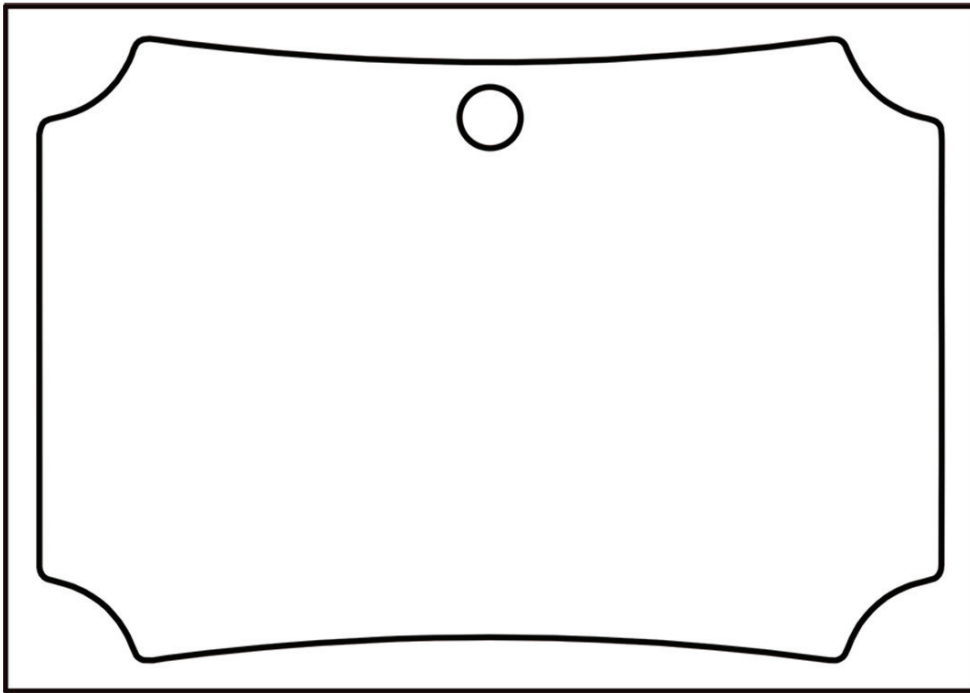
Rectangle (Berlin)



Colour and then return to our  
Photo Counter to make your  
own special keepsake ornament.

Colour an Ornament

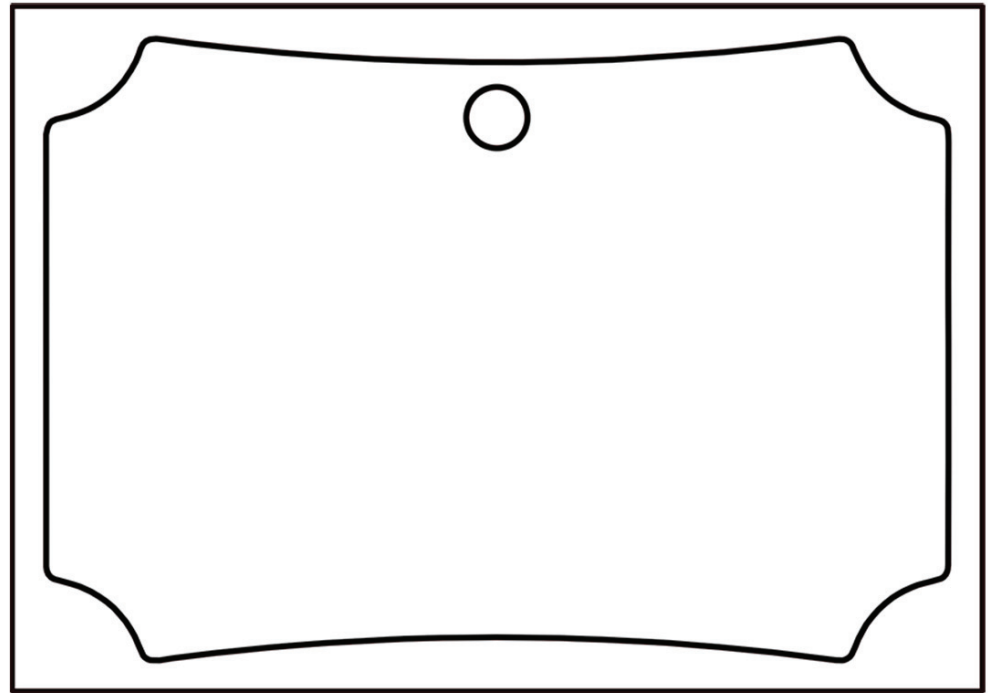
Rectangle (Berlin)



Colour and then return to our  
Photo Counter to make your  
own special keepsake ornament.

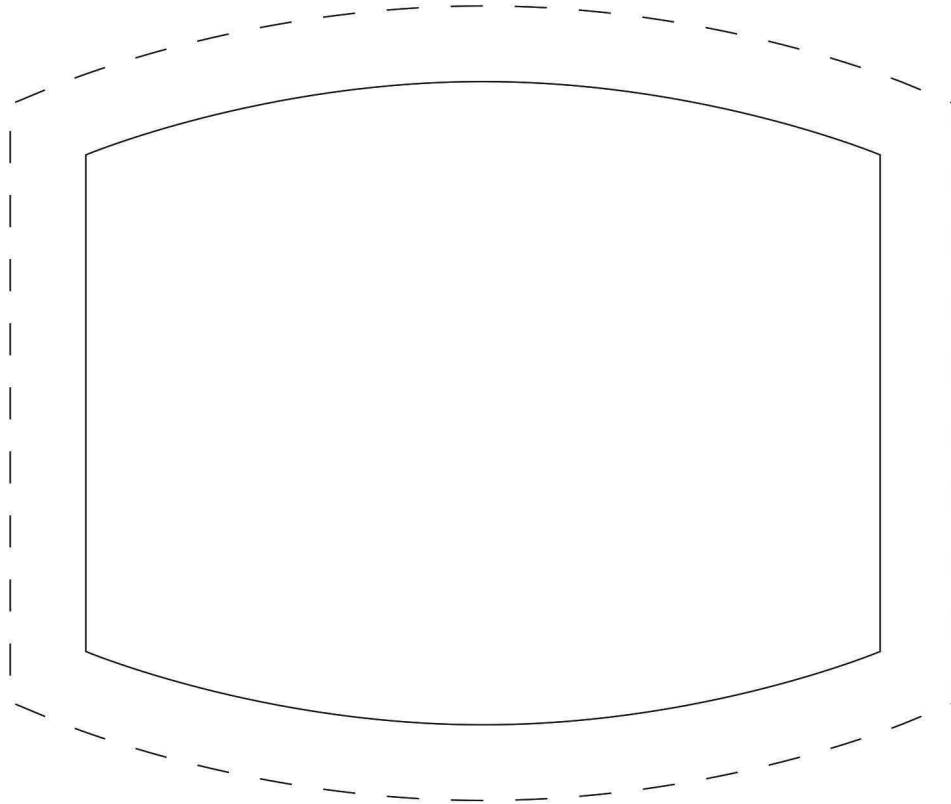
Colour an Ornament

Rectangle (Berlin)



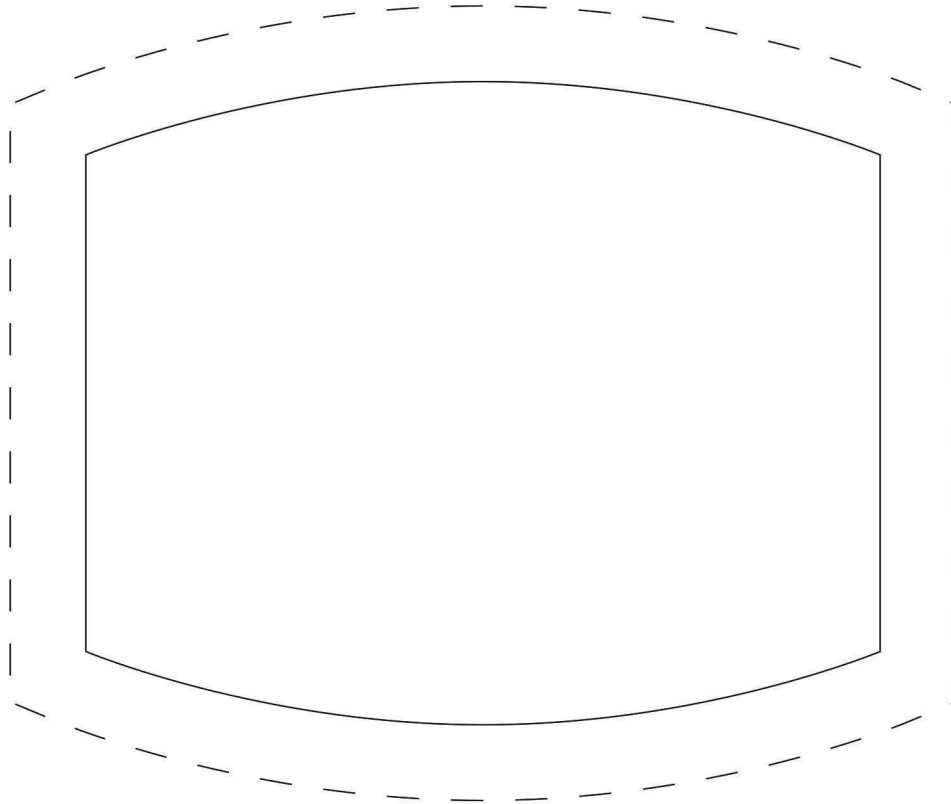
Colour and then return to our  
Photo Counter to make your  
own special keepsake ornament.

# Design your own Face Mask!



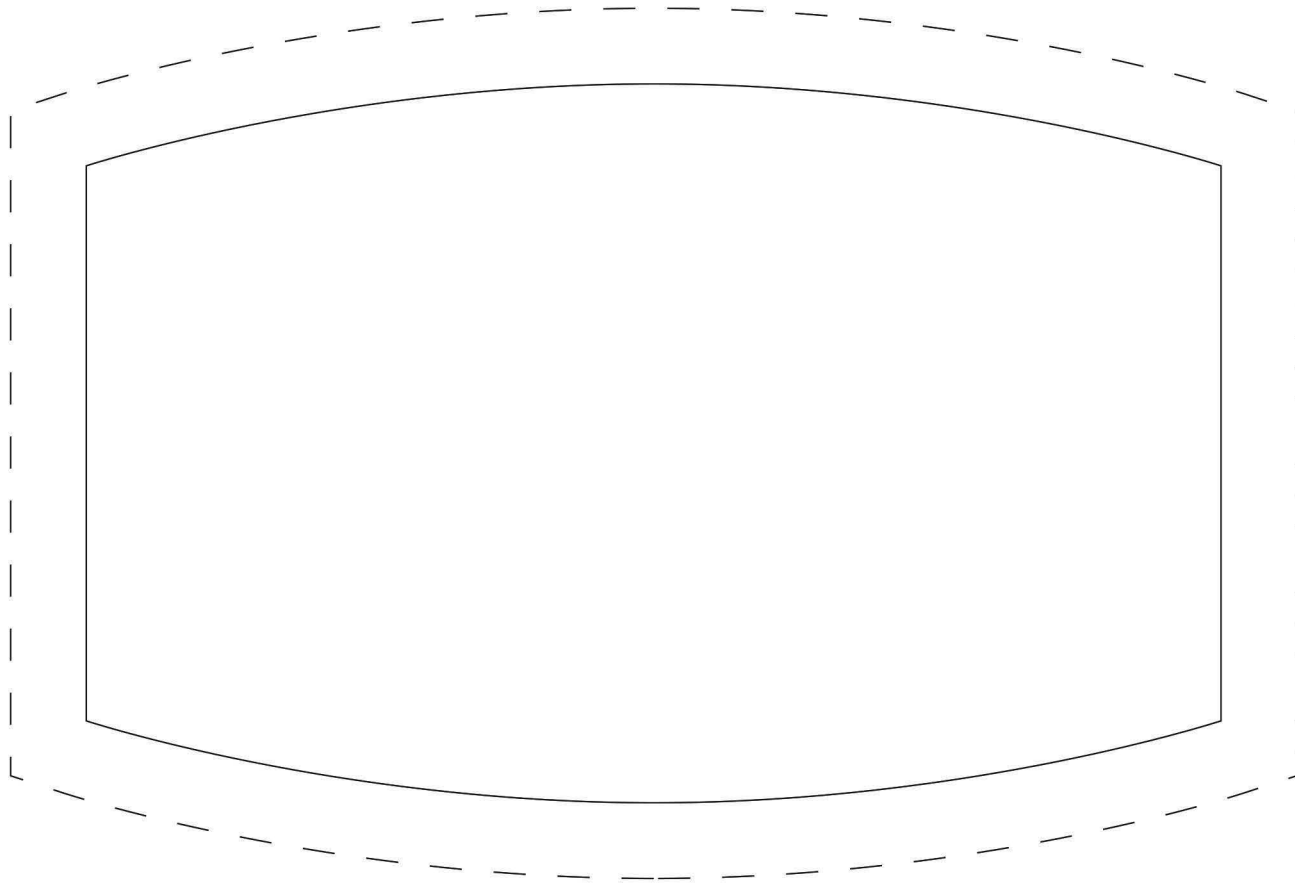
**Colour or draw inside the black area above,  
Small Face Mask image is 4.5"x4.", full mask is 11"x4"**

# Design your own Face Mask!



**Colour or draw inside the black area above,  
Small Face Mask image is 4.5"x4.", full mask is 11"x4"**

# Design your own Face Mask!

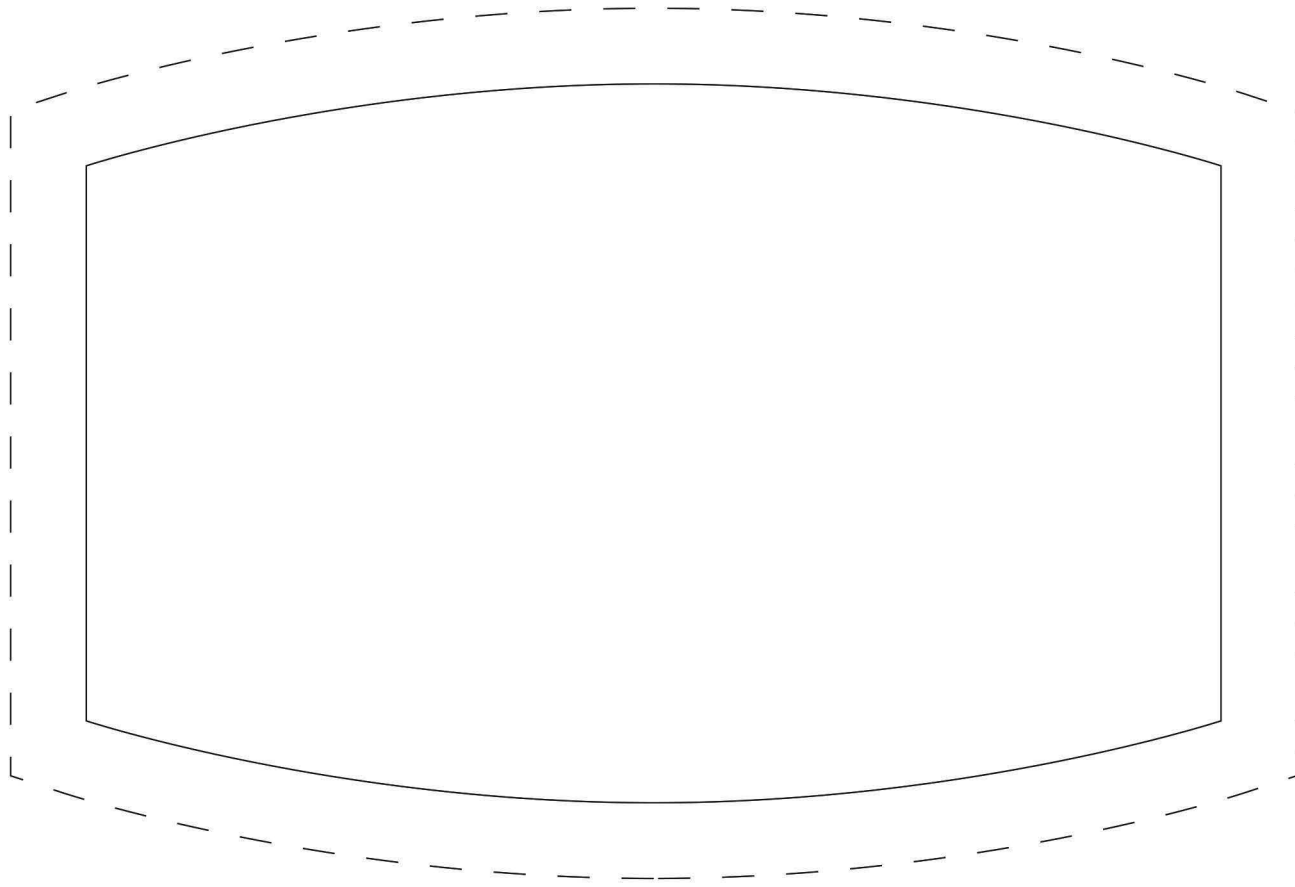


**Colour or draw inside the black area above,**

**Medium Face Mask image is 6.25"x4.25", full mask is 11.5"x4.375".**




# Design your own Face Mask!



**Colour or draw inside the black area above,**


**Medium Face Mask image is 6.25"x4.25", full mask is 11.5"x4.375".**

# Design your own Face Mask!




**Colour or draw inside the black area above,  
Large Face Mask image is 7.25"x5.25", full mask is 12.5"x5".**

# Design your own Face Mask!




**Colour or draw inside the black area above,  
Large Face Mask image is 7.25"x5.25", full mask is 12.5"x5".**

# Design your own Button!



Colour or draw inside the black area above,  
Button is 3"

# Design your own Button!



Colour or draw inside the black area above,  
Button is 3"